







# condato

# GRANDE

LOAD CAPACITY 1000 KG

Condato Grande is our most powerful lift and therefore also the perfect choice for public usage. It has an amazing load capacity of 1000 kg which make it easy to lift over 10 people. With its modern look, Grande can easily fit to any type of environment.



<b>RECOMMENDED INSTALLATION</b> Indoors and outdoors	 <b>DRIVE SYSTEM</b> Screw and nut	<b>PLATFORM BUTTONS</b> Automatic Run All buttons with tactile and braille	<b>BATTERY EMERGENCY LOWERING</b> incl. as standard	<b>MOTOR</b> 4 kW
 <b>RATED LOAD</b>   1000 kg	<b>CONTROL SYSTEM</b>   PLC	<b>CERTIFICATION</b>   MD 2006 / 42 / EC	<b>PIT DEPTH</b>   110 mm	
<b>HEIGHT LIMITS</b> Max travel height 15 m Top height 2.3 m	 <b>DOOR BUTTONS</b> One touch	 <b>STANDARD EPS PANEL</b>  <b>RATED SPEED</b>   Max 0.15 m/sec	 <b>POWER SUPPLY</b> 380-400 V 3-phase 50/60 Hz 16A, frequency converter	
<b>STOPS</b> Max 5 stops 	<b>MANUFACTURED IN SWEDEN</b>			

Mobile: +46 8 5592 1358  
 Email: support@condatogroup.com  
 Website: www.condatogroup.com


Condato Group - Box 282, 177 25 Järfälla, Sweden

**condato**  
SWEDEN

# OPTIONS




- Shaft Panels Color
- Corner Profile Color
- Door Handle Color  
Stainless steel
- Glass Frame Color
- Automatic Door Opener
- Level Indicator
- Door Frame Color
- Door Blade Color
- Key Control with Buttons  
To lock the calling button for prevent unauthorized person use.
- Door Window Frame Color



**Door Handle, 30 cm**  
Black painted (standard)  
Stainless steel (optional)

**Automatic Door Opener (optional)**



**Ramp (optional)**  
If the lift is installed without a pit, a ramp is required according to the EN81.41.



**2-Way Communication System (optional)**  
All Condato lifts except Condato Mini are able to install a 2-way communication system which allows access from inside and outside the lift in case of emergency.



**Level Indicator (optional)**  
Digital display that indicates which floor the lift is currently standing on.

## LIFT CARPET COLOR

Standard	Option 1	2	3
0702 (Black Rubber)	6172 (Choose between 20 different colors)	0733	6173

## LIFT COLOR

	Standard RAL 9003		
<b>optional</b>			
5014	8022	1036	7011
6034	7003	3004	10011



**Half Door - Top Floor (optional)**